

























West Wickham and Spring Park Summary Risk Register

Generated on: 30 April 2024



Risk score indicator key.		
		
RED	AMBER	GREEN

Rows are sorted by Risk Score

Risk code	Risk title	Current risk score	Current risk score indicator	Target risk score	Target risk score indicator	Direction of travel (since last assessment)	Flight path (last 10 assessments)
ENV-NE-WWSP 009	Decline in condition of assets	16		12			
ENV-NE-WWSP 002	Negative impacts of visitor pressure	12		12			
ENV-NE-WWSP 004	Negative impacts of development and encroachment	8		6			
ENV-NE-WWSP 005	Negative impacts of pests and diseases	8		6			
ENV-NE-WWSP 001	Budget pressures	6		6			
ENV-NE-WWSP 006	Adverse impacts of extreme weather and climate change	6		6	